

☹ The *fourier-orns* package ☹

Michel Bovani

michel.bovani@icloud.com

February 5, 2022

Fourier-GUTenberg provides several logos and ornaments: they are now usable by those who do not want to use the Fourier-GUTenberg font system. In this case, just call the *fourier-orns* package (`\usepackage{fourier-orns}`). Remember that:


















- + You have to install Fourier-GUTenberg anyway.
- + If you call *fourier*, you should *not* call *fourier-orns*, because *fourier* will do it anyway. All the commands described here may be used with *fourier*.
- + Thanks to Daniel Flipo (daniel.flipo@free.fr), there are now opentype versions of the fourier ornaments fonts. Those fonts are automatically selected and the `fontspec` package is called, when the \TeX engine is $\text{lua}\TeX$ or $\text{Xe}\TeX$.
- + There is a `noOTF` option which force the use of PostScript type 1 fonts, even when the \TeX engine is $\text{lua}\TeX$ or $\text{Xe}\TeX$. Note that the *fourier* call for *fourier-orns* uses that option.


Here are the provided symbols:

- + A variant of the euro symbol: `\eurologo` €, €, €, €.
- + A “starred” bullet `\starredbullet`: used as the item mark in this document.
- + Smileys typesetted in `\LARGE` size:


`\grimace` ☹ `\textthing` †

+ Decos and logos typesetted in `\LARGE` size:







<code>\noway</code>		<code>\warning</code>	
<code>\textxswup</code>		<code>\textxswdown</code>	
<code>\decoone</code>		<code>\decotwo</code>	
<code>\decothreeleft</code>		<code>\decothreeright</code>	
<code>\decofourleft</code>		<code>\decofourright</code>	
<code>\floweroneleft</code>		<code>\floweroneright</code>	
<code>\lefthand</code>		<code>\righthand</code>	
<code>\decosix</code>		<code>\bomb</code>	
<code>\caution</code> (New in 2.3)			

 The old command `\danger` (fourier-orns 1.1) is now deprecated: use `\warning` instead. Note that `\danger` is still usable, provided you *don't* use the `unicode-math` package.

+ Leaves typesetted in `\LARGE` size:

<code>\leafleft</code>		<code>\leafright</code>	
<code>\leafNW</code>		<code>\leafNE</code>	
<code>\leafSE</code>		<code>\leafSW</code>	
<code>\aldineleft</code>		<code>\aldineright</code>	
<code>\aldine</code>		<code>\aldinesmall</code>	

+ A complete set of old style pilcrow here in `\LARGE` size:

<code>\oldpilcrowone</code>		<code>\oldpilcrowfive</code>	
<code>\oldpilcrowtwo</code>		<code>\oldpilcrowsix</code>	
<code>\oldpilcrowthree</code>			
<code>\oldpilcrowfour</code>			

Old pilcrow “with tails” can be used like that:

```
\definecolor{newred}{cmyk}{0,1,1,0.1}
\noindent \textcolor{newred}{\oldpilcrowfour}\,We few,
we happy few, we band of brothers; \textcolor{newred}
{\oldpilcrowfive}\,For he to-day that sheds his blood with
me \textcolor{newred}{\oldpilcrowsix}\,Shall be my brother;
be he ne'er so vile, \textcolor{newred}
```

`{\oldpilcrowfour}\,`This day shall gentle his condition.

¶ We few, we happy few, we band of brothers; ¶ For he to-day that sheds his blood with me ¶ Shall be my brother; be he ne'er so vile, ¶ This day shall gentle his condition.



Finally, *fourier-orns* provides a `\FourierOrns` command in order to select the font. As chars in the font are now slotted in place of digits or letters, the correspondence in the table below can be used, this works for both opentype and type1 fonts.

1	2	3	4	5	6	7	8	9	0
△	△	¶	¶	¶	¶	¶	¶	¶	●
A	B	C	D	E	F	G	H	I	J
¶	¶	¶	¶	¶	¶	¶	¶	¶	¶
K	L	M	N	O	P	Q	R	S	T
¶	¶	¶	¶	¶	¶	¶	¶	×	×
U	V	W	X	Y	Z				
✱	✧	¶	+	☹	¶				

For instance, you could type `{\FourierOrns E 1 F}` to obtain ¶ △ ¶.